


Maternal and newborn health in Northeast Nigeria, Ethiopia and Uttar Pradesh, India: why we work here and what we do

Northeast (NE) Nigeria = Gombe, Adamawa, Borno, Yobe, Bauchi, Taraba States

Newborn and under-five child deaths


per 1,000 live births  = rounded to nearest 1 death per 1,000 live births



Uttar Pradesh
49 newborns
90 under-five children



Ethiopia
37.4 newborns
88 under-five children




NE Nigeria
43.5 newborns
160 under-five children

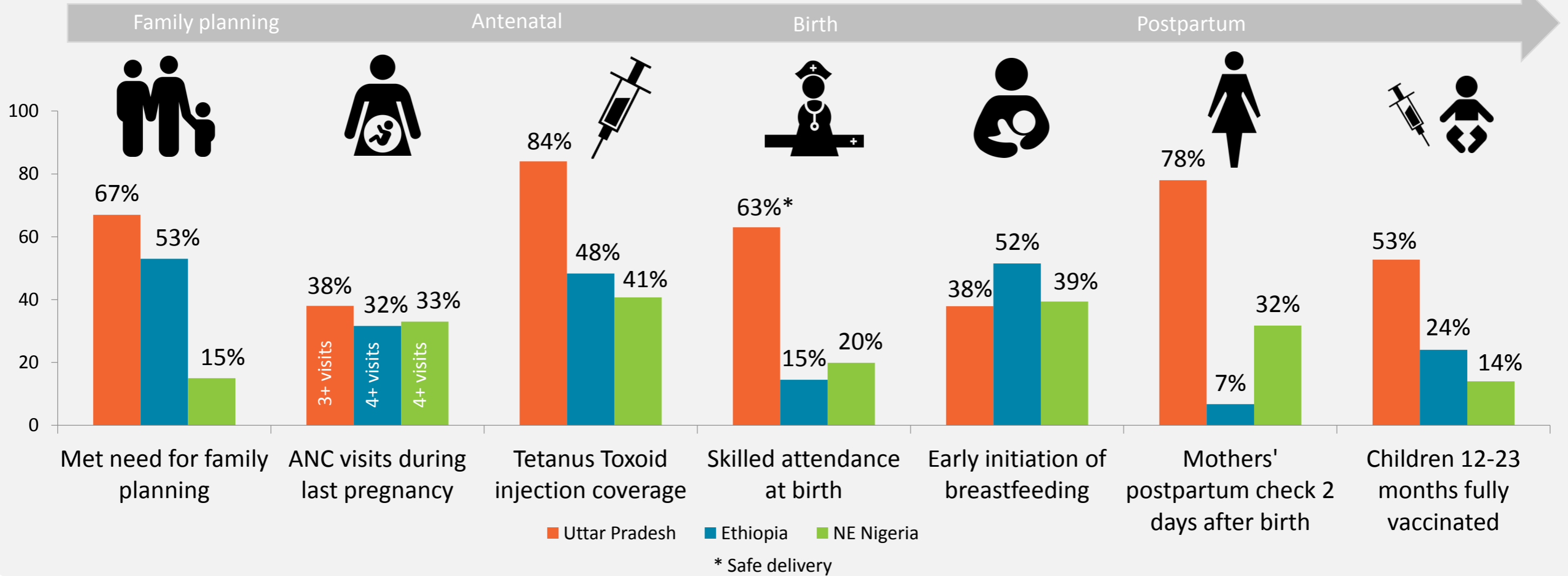


UK
3 newborns
5 under-five children

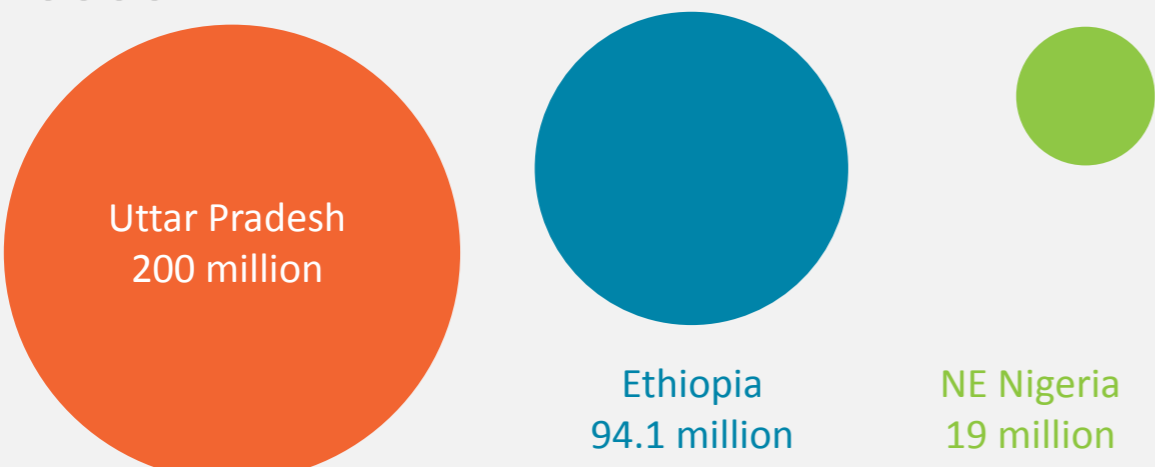
Maternal deaths per 100,000 live births



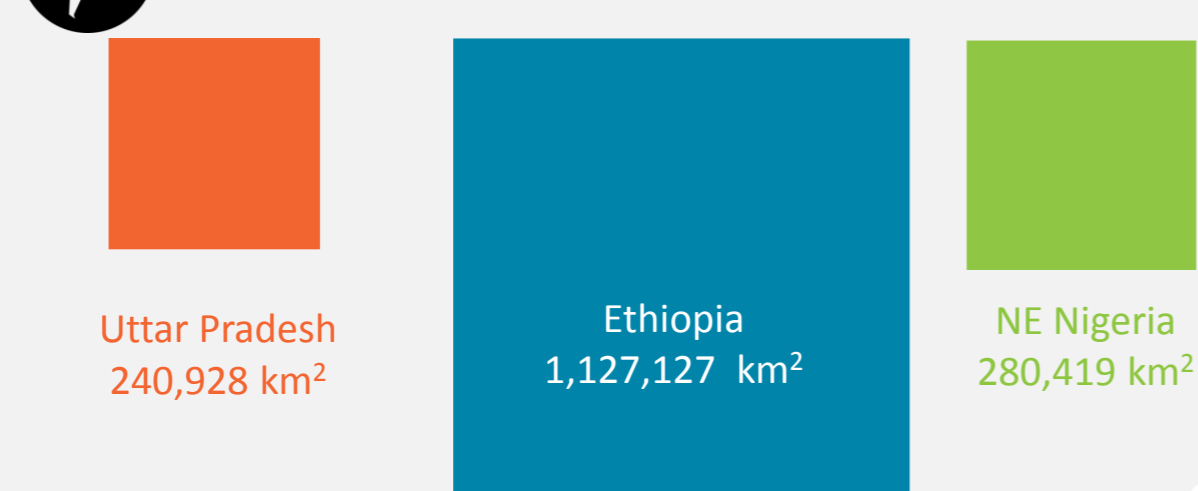
Life-saving intervention coverage across the continuum of care




Population



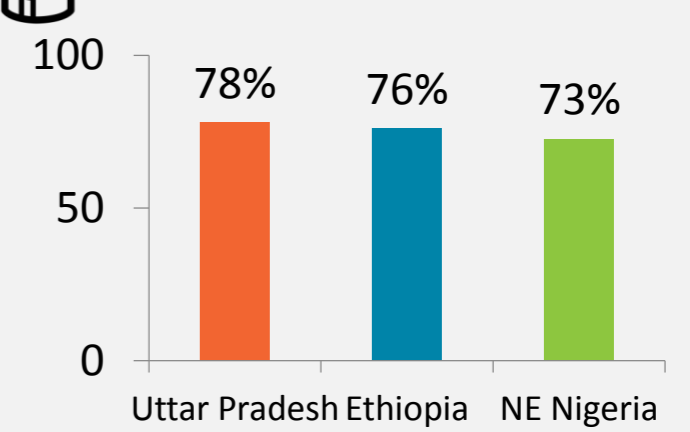
Land area



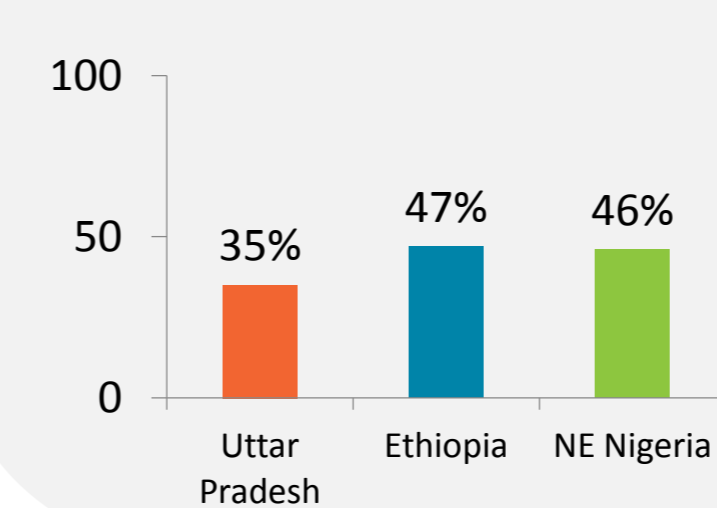
Total fertility rate



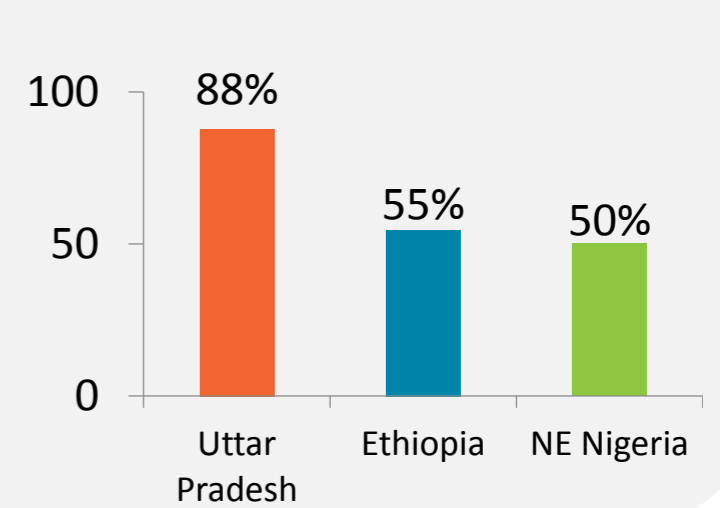
Rural population



Population under 15



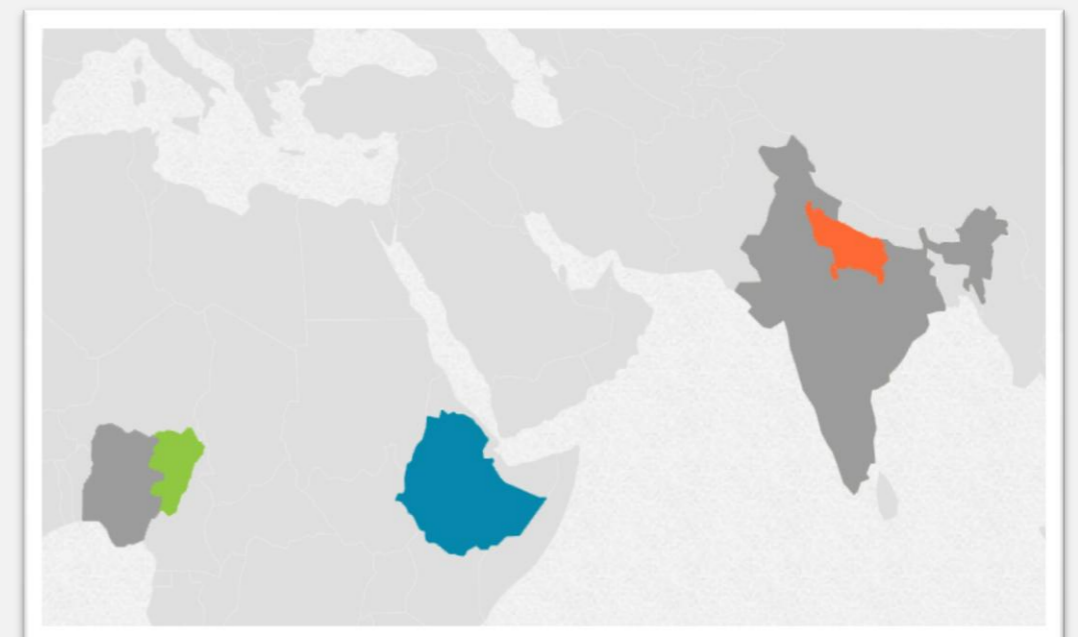
Households with improved water



How we are helping to reduce deaths

The IDEAS project uses measurement, learning and evaluation to find out what works at scale, why and how in maternal and newborn health programmes. Working in Ethiopia, Northeast Nigeria and the state of Uttar Pradesh in India, we hope to improve the health and survival of mothers and babies through generating evidence to inform policy and practice.

ideas.lshtm.ac.uk



Sources

Population: UP – Census 2011; Ethiopia – World Bank 2013; NE Nigeria – National Population Commission 2006
 Land area: UP – 2004 Uttar Pradesh Information Department, India; Ethiopia – World Bank; NE Nigeria – National Bureau of Statistics 2010
 Total fertility rate: UP – National Pop Stabilisation Fund 2011; Ethiopia – EMDHS 2014; NE Nigeria – DHS 2013
 Population under 15: UP – AHS Factsheet 2012/13; Ethiopia – DHS 2011; NE Nigeria – National Population Commission 2006
 Proportion rural: Uttar Pradesh – 2011 Census; Ethiopia – DHS 2011; NE Nigeria – DHS 2013
 Improved water: UP – NFHS-3 2005/6; Ethiopia – EMDHS 2014; NE Nigeria – DHS 2013
 Met need for FP: UP – NFHS-3 2005/6; Ethiopia – DHS 2011 Tab9.2; NE Nigeria – DHS 2013
 ANC visits: UP – AHS Factsheet 2012/13 p114; Ethiopia – EMDHS 2014; NE Nigeria – for Gombe State: IDEAS baseline survey 2012
 TT coverage: UP – AHS Factsheet 012/13; Ethiopia – DHS 2011; NE Nigeria – DHS 2013
 Skilled attendance at birth: UP – AHS Factsheet 2012/13; Ethiopia – EMDHS 2014; NE Nigeria – DHS 2013

Breastfeeding: UP – AHS Factsheet 2012/13; Ethiopia – DHS 2011 NE Nigeria – DHS 2013
 Postpartum check within 2 days: UP – AHS 2012/13; Ethiopia – DHS 2011; NE Nigeria – DHS 2013
 Vaccinations: UP – AHS Factsheet 2012/13 p141; Ethiopia – DHS 2011; NE Nigeria – DHS 2013
 Neonatal mortality: UP – AHS Factsheet 2012/13; Ethiopia – DHS 2011; NE Nigeria – DHS 2013; UK – World Bank 2009-13
 Under-5 mortality rate: UP – AHS Factsheet 2012/13; Ethiopia – DHS 2011; NE Nigeria – DHS 2013; UK – World Bank 2009-13
 Maternal mortality ratio: UP – AHS Factsheet 2012/13; Ethiopia – DHS 2011; NE Nigeria – UNICEF Advocacy leaflet, Gombe State Strategic Development Plan 2010-2015; UK – World Bank 2009-13

Icon credits

All icons from The Noun Project: Water by Julien Miclo; Syringe by Marco Galtarossa; Family by Jens Tärning; Nurse by Ajay Boga; Child by Jens Tärning



IDEAS is funded by a grant from the Bill & Melinda Gates Foundation to the London School of Hygiene & Tropical Medicine © London School of Hygiene & Tropical Medicine